

# FINISHING INSTRUCTIONS



## PREPARE YOUR NEW DOOR FOR FINISHING

1. SAND THE ENTIRE SURFACE LIGHTLY USING 5/0 SANDPAPER (180 GRIT) BEFORE YOU APPLY FIRST COAT OF FINISH.
2. WIPE DUST AND SAND GRIT FROM DOOR WITH A CLEAN CLOTH – AVOID USING ABRASIVE OR CAUSTIC CLEANERS.


NOTE: EXCESSIVE SANDING COULD DAMAGE VENEER – SIGNAMARK WOOD SPECIES DOORS ARE 1/16" THICK, PRIMED MDF DOORS ARE 1/8" THICK.

## FINISHING INTERIOR DOORS


FOR CLEAR OR STAIN FINISH – SIGNAMARK WOOD SPECIES DOORS (NOT RECOMMENDED FOR PRIMED MDF): PREPARE SIGNAMARK DOORS AS LISTED ABOVE. APPLY A BASE COAT OF PRE-SEALER BEFORE STAINING. THEN APPLY STAIN TO DOOR. IN SOME SITUATIONS MULTIPLE COATS MAY BE REQUIRED TO ACHIEVE DESIRED STAIN COLOR. FINISH BY APPLYING TWO COATS OF CLEAR TOP COAT (FOR BEST RESULTS LIGHTLY SAND BETWEEN COATS). FINISH ALL SIX SIDES OF DOOR SLAB WITH STAIN AND TOP COAT.

NOTE: ALWAYS FOLLOW STAIN MANUFACTURER'S INSTRUCTIONS FOR BEST RESULTS. IT IS RECOMMENDED TO USE OUR SIGNAMARK CHERRY, SIGNAMARK MAHOGANY OR SIGNAMARK RED OAK FOR ALL DARK STAIN APPLICATIONS.

FOR PAINT FINISH – PRIMED MDF DOORS (ALTHOUGH ENTIRE LINE OF DOOR PRODUCTS CAN BE PAINTED, PRIMED MDF IS RECOMMENDED FOR BEST PAINTING RESULTS): PREPARE DOOR AS LISTED ABOVE. PRIMED MDF DOORS ARE PRE-PRIMED, SO ALL YOU NEED TO APPLY IS 1-2 COATS OF EITHER LATEX OR OIL BASED PAINT. FOR SIGNAMARK WOOD SPECIES DOORS IT IS RECOMMENDED TO APPLY A PRIME COAT FIRST BEFORE PAINTING. THEN APPLY TWO COATS OF EITHER LATEX OR OIL BASED PAINT. FINISH ALL SIX SIDES OF THE DOOR SLAB WITH PRIMER AND PAINT. NOTE: ALWAYS FOLLOW PAINT MANUFACTURER'S INSTRUCTIONS FOR BEST RESULTS.



CLYDE HILL™  
Z750  
SIGNAMARK PINE




FIVE LITE MULTI CUBE™  
MOOS  
PRIMED MDF



HARVEST™  
E631  
SIGNAMARK RED OAK



COSMO™ GROOVED  
G170  
SIGNAMARK MAHOGANY



CROSS REED  
G455  
SIGNAMARK CHERRY

# MAINTENANCE

SIGNAMARK DOORS HAVE BEEN SPECIALLY ENGINEERED USING QUALITY MATERIALS TO BRING YOU YEARS OF LASTING BEAUTY AND PERFORMANCE. ONCE YOU HAVE APPLIED YOUR CHOSEN FINISH YOU SHOULD PERIODICALLY INSPECT YOUR DOORS FOR WEAR. DOORS EXHIBITING ANY SIGNS OF WEAR SHOULD BE MAINTAINED ACCORDING TO THE STAIN OR PAINT MANUFACTURER'S RECOMMENDATIONS.